



75 Watt (U-Bracket) AC/DC Converter

- OPEN FRAME SWITCHING POWER SUPPLY
- UNIVERSAL INPUT RANGE 90...264 VAC, 47...63HZ OR 120...370VDC
- ULTRA COMPACT SIZE
- 3000 VAC INPUT-OUTPUT ISOLATION
- REGULATED OUTPUT
- LOW RIPPLE & NOISE
- HIGH EFFICIENCY
- CE & cUL APPROVALS

ELECTRICAL SPECIFICATIONS



All specifications valid at nominal input voltage, full load and +25°C after warm-up time unless otherwise stated.

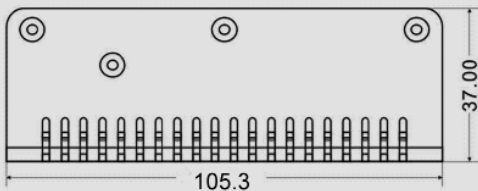
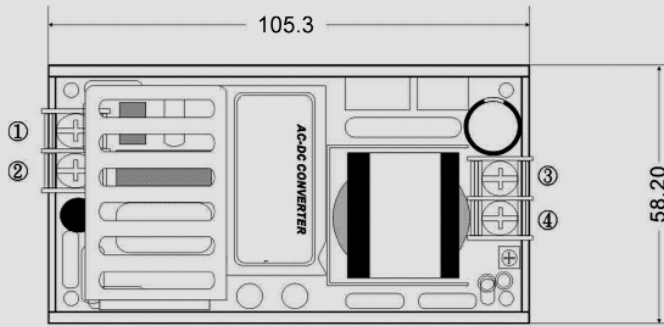
Model No. (Single Output)		AMEU75-5S	AMEU75-12S	AMEU75-15S	AMEU75-24S
Max. Output Wattage (W)		60W	75W	75W	75W
Input	Voltage	90-260 VAC or 120-370 VDC			
	Frequency (Hz)	47-63 Hz			
	Current (Full Load)	2A Max. (115VAC) / 1A Max. (230VAC)			
	Inrush Current (<2ms)	20A Max. (115VAC) / 40A Max. (230VAC)			
	Leakage Current	1.5mA Max.			
Output	Voltage (VDC)	5V	12V	15V	24V
	Voltage Accuracy	±2%			
	Max. Current (mA)	12,000	6,250	5,000	3,130
	Line Regulation (LL-HL) (typ.)	±1%			
	Load Regulation (5-100%) (typ.)	±1%			
	Minimum Load	0%			
	Maximum Capacitive Load	470-23,000µF Depending on model.			
	Ripple & Noise (Vp-p)	75mV Max.			
	Efficiency	76%	78%	79%	80%
	Hold-up Time	20ms Min.			
	Switching Frequency	133kHz			
	Voltage Adjustment Range	±10%			
Protection	Over Power Protection	Auto Recovery			
	Over Voltage Protection	Zener Diode Clamp			
	Short Circuit Protection	Auto Recovery			
Isolation	Input-Output (VAC)	3000V			
	Input-FG (VAC)	1500V			
	Output-FG (VAC)	500V			
Environment	Operating Temperature	-25°C - +50°C (without derating)			
	Storage Temperature	-40°C - +85°C			
	Temperature Coefficient	0.02% / °C			
	Humidity	95% RH			
	MTBF	> 130,000 hrs @ 25°C (MIL-HDBK-217F)			
Physical	Dimensions (LxWxH)	4.15x2.29x1.46 Inches (105.3x58.2x37.0mm) Tolerance ±1mm			
	Weight	280g			
	Cooling Method	Free Air Convection			
Safety	Agency Approvals	CE, UL			
EMC	EMI (Conducted & Radiated Emission)	EN55022 Class B			
	EMS (Noise Immunity)	EN55024			

Specifications are subject to change without notification.

Continued on next page

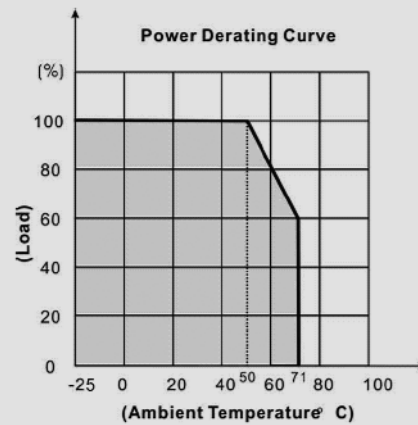
OUTLINE DIMENSIONS & PIN CONNECTIONS

MECHANICAL DIMENSION (Top View)



Pin	Single
1	AC Input (N)
2	AC Input (L)
3	+DC Output
4	-DC Output

DERATING



BLOCK DIAGRAM

